

Educator Preparation Institutional Report Card
for Performance on Required Content Knowledge and Pedagogy Tests
and

Responses to the First & Second Year Teacher Survey created by the
Alabama Association of Colleges for Teacher Education
for

University of South Alabama

Administered by the
Alabama State Department of Education

September 2024

Disclaimer:

Section I: Certificates Issued

The candidates presented as completers represent individuals who completed a program within the past 60 calendar months that applied for and received their professional certificate within the 2022-2023 academic year.

Section II: Assessment Pass Rates

The test takers in this section are those individuals who completed assessments during the 2022-2023 academic year. These individuals may be completers who were recommended for certification during this period; however, they may still be currently enrolled candidates in programs. The individuals listed as certified are not necessarily the same individuals listed in this section.

Section III: Survey Results

The program completers who did this survey are a part of the Alabama Teacher Mentoring Program (ATMP). The completers self-identify. They may be individuals who completed programs within any timeframe. The only requirement is that these individuals have less than two years of professional teaching experience.

Report Card and Survey Information

Educator Preparation Institutional Report Card Performance on Required Content Knowledge and Pedagogy

To earn an Alabama educator certificate, based on completion of a traditional approach, an applicant must complete an approved program with a prescribed grade point average (GPA) and meet assessment requirements. Prior to September 1, 2018, assessment requirements included a written test of pedagogical knowledge, Principles of Learning and Teaching (PLT), and Praxis content test specific to the teaching field or subject for which certification is sought. Effective September 1, 2018, edTPA, a performance assessment, replaced the PLT. No exceptions are made with regard to these requirements.

Response to the First & Second Year Teacher Survey created by the
Alabama Association of Colleges for Teacher Education

Historically:

Alabama Association of Colleges for Teacher Education members developed a survey to be administered electronically to first-year teachers who, during the 2017-2018 school year, completed an Alabama State Board of education-approved undergraduate (Class B) or alternative master's degree (Class A) program leading to their first or initial Professional Educator Certificate. A companion survey was administered electronically to the employers of those first-year teachers.

Currently:

Data provided in this report include a summary of survey categories and the percentage of first and second year teachers who strongly agreed, agreed, disagreed, or strongly disagreed that their program prepared them to teach successfully. The data also provide the percentage of employers who rated their first and second year teachers as teacher leader, effective teacher, emerging teacher, or ineffective teacher.

Section I: Certificates Issued

Program Approval & Accreditation

College	Accredited/Approved	Status
University of South Alabama	Accredited	Yes
University of South Alabama	Approved	Yes

Total # of Certificates Earned

Program	Sum of Total Earned
Class A	35
Class B	100
Total	135

Nationally Recognized Programs

Concentration	Program	Recognized by
Music Education	Class A	National Association for Schools of Music
Music Education	Class B	National Association for Schools of Music
School Counselor	Class A	Council for Accreditation of Counseling and Related Educational Programs

Section II: Assessment Pass Rates

of Class B Certificates Earned

100

Program Approval & Accreditation

Accredited/Approved	Status
Accredited	Yes
Approved	Yes

Test Heading	Subtest	Total Test Takers	Passed After 1 Attempt	Passed After 1 Attempts %	Passed After 2 Attempts	Passed After 2 Attempts %	Passed After 3 Attempts %	Passed After 3+ Attempts
--------------	---------	-------------------	------------------------	---------------------------	-------------------------	---------------------------	---------------------------	--------------------------

Nationally Recognized Programs

Program	Concentration	Recognized by
Class B	Music Education	National Association for Schools of Music

of Class B Certificates Earned

100

Program Approval & Accreditation

Accredited/Approved Status	
Accredited	Yes
Approved	Yes

Test Heading	Subtest	Total Test Takers	Passed After 1 Attempt	Passed After 1 Attempts %	Passed After 2 Attempts	Passed After 2 Attempts %	Passed After 3+ Attempts	Passed After 3 Attempts %
Elementary Education	Multiple Subjects: Mathematics	53	38	72%	11	21%	4	8%
Elementary Education	Multiple Subjects: Science	50	26	52%	8	16%	16	32%
Elementary Education	Multiple Subjects: Social Studies	54	32	59%	17	31%	5	9%
English Language Arts	English Language Arts	8	6	75%	1	13%	1	13%
Mathematics	Mathematics	*	*	*	*	*	*	*
Performing Arts	Performing Arts	6	4	67%	1	17%	1	17%
Sciences	Sciences	*	*	*	*	*	*	*
Social Studies	Social Studies	6	4	67%	0	0%	2	33%
Special Education	Multiple Subjects: Mathematics	10	8	80%	1	10%	1	10%
Special Education	Multiple Subjects: Science	9	6	67%	2	22%	1	11%
Special Education	Multiple Subjects: Social Studies	10	6	60%	1	10%	3	30%

Nationally Recognized Programs

Program	Concentration	Recognized by
Class B	Music Education	National Association for Schools of Music

of Class B Certificates Earned

100

Program Approval & Accreditation

Accredited/Approved		Status
Accredited		Yes
Approved		Yes

Test Heading	Subtest	Total Test Takers	Passed After 1 Attempt	Passed After 1 Attempts %	Passed After 2 Attempts	Passed After 2 Attempts %	Passed After 3+ Attempts	Passed After 3 Attempts %
Early Childhood Education	Early Childhood Education	*	*	*	*	*	*	*
Early Childhood Education	Teaching Reading	*	*	*	*	*	*	*
Elementary Education	Multiple Subjects: Reading	6	4	67%	1	17%	1	17%
Elementary Education	Teaching of Reading	39	29	74%	7	18%	3	8%
Health/Physical Education	Health/Physical Education	*	*	*	*	*	*	*
Special Education	Core Knowledge/ Application	11	11	100%	0	0%	0	0%
Special Education	Multiple Subjects: Reading	*	*	*	*	*	*	*

Nationally Recognized Programs

Program	Concentration	Recognized by
Class B	Music Education	National Association for Schools of Music

of Class B Certificates Earned

100

Program Approval & Accreditation

Accredited/Approved	Status
Accredited	Yes
Approved	Yes

Test Heading	Subtest	Total Test Takers	Passed After 1 Attempt	Passed After 1 Attempts %	Passed After 2 Attempts	Passed After 2 Attempts %	Passed After 3+ Attempts	Passed After 3 Attempts %
Foundations of Reading	Foundations of Reading	18	16	89%	1	6%	1	6%

Nationally Recognized Programs

Program	Concentration	Recognized by
Class B	Music Education	National Association for Schools of Music

of Class B Certificates Earned

100

Program Approval & Accreditation

Accredited/Approved		Status
Accredited		Yes
Approved		Yes

Test Heading	Subtest	Total Test Takers	Passed After 1 Attempt	Passed After 1 Attempts %	Passed After 2 Attempts	Passed After 2 Attempts %	Passed After 3+ Attempts	Passed After 3 Attempts %
Elementary Education	Elementary Education	56	55	98%	1	2%	0	0%
English Language Arts	English Language Arts	9	8	89%	1	11%	0	0%
Health/Physical Education	Health/Physical Education	*	*	*	*	*	*	*
Mathematics	Mathematics	*	*	*	*	*	*	*
Performing Arts	Performing Arts	7	7	100%	0	0%	0	0%
Sciences	Sciences	*	*	*	*	*	*	*
Social Studies	Social Studies	7	7	100%	0	0%	0	0%

Nationally Recognized Programs

Program	Concentration	Recognized by
Class B	Music Education	National Association for Schools of Music

of Class A Certificates Earned

35

Program Approval & Accreditation

Accredited/Approved	Status
Accredited	Yes
Approved	Yes

Test Heading	Subtest	Total Test Takers	Passed After 1 Attempt	Passed After 1 Attempts %	Passed After 2 Attempts	Passed After 2 Attempts %	Passed After 3+ Attempts	Passed After 3 Attempts %
--------------	---------	-------------------	------------------------	---------------------------	-------------------------	---------------------------	--------------------------	---------------------------

Nationally Recognized Programs

Program	Concentration	Recognized by
Class A	Music Education	National Association for Schools of Music
Class A	School Counselor	Council for Accreditation of Counseling and Related Educational Programs

of Class A Certificates Earned

35

Program Approval & Accreditation

Accredited/Approved		Status
Accredited		Yes
Approved		Yes

Test Heading	Subtest	Total Test Takers	Passed After 1 Attempt	Passed After 1 Attempts %	Passed After 2 Attempts	Passed After 2 Attempts %	Passed After 3+ Attempts	Passed After 3 Attempts %
Elementary Education	Multiple Subjects: Mathematics	6	5	83%	1	17%	0	0%
Elementary Education	Multiple Subjects: Science	6	6	100%	0	0%	0	0%
Elementary Education	Multiple Subjects: Social Studies	6	5	83%	0	0%	1	17%
English for Speakers of Other Languages	English for Speakers of Other Languages	*	*	*	*	*	*	*
English Language Arts	English Language Arts	7	7	100%	0	0%	0	0%
Mathematics	Mathematics	*	*	*	*	*	*	*
Sciences	Sciences	*	*	*	*	*	*	*
Social Studies	Social Studies	6	5	83%	0	0%	1	17%
Special Education	Multiple Subjects: Mathematics	5	4	80%	1	20%	0	0%
Special Education	Multiple Subjects: Science	5	5	100%	0	0%	0	0%
Special Education	Multiple Subjects: Social Studies	5	5	100%	0	0%	0	0%

Nationally Recognized Programs

Program	Concentration	Recognized by
Class A	Music Education	National Association for Schools of Music
Class A	School Counselor	Council for Accreditation of Counseling and Related Educational Programs

of Class A Certificates Earned

35

Program Approval & Accreditation

Accredited/Approved	Status
Accredited	Yes
Approved	Yes

Test Heading	Subtest	Total Test Takers	Passed After 1 Attempt	Passed After 1 Attempts %	Passed After 2 Attempts	Passed After 2 Attempts %	Passed After 3+ Attempts	Passed After 3 Attempts %
Early Childhood Education	Early Childhood Education	*	*	*	*	*	*	*
Early Childhood Education	Teaching Reading	*	*	*	*	*	*	*
Elementary Education	Multiple Subjects: Reading	*	*	*	*	*	*	*
Elementary Education	Teaching of Reading	5	2	40%	3	60%	0	0%
Special Education	Core Knowledge/ Application	9	9	100%	0	0%	0	0%
Special Education	Multiple Subjects: Reading	*	*	*	*	*	*	*

Nationally Recognized Programs

Program	Concentration	Recognized by
Class A	Music Education	National Association for Schools of Music
Class A	School Counselor	Council for Accreditation of Counseling and Related Educational Programs

of Class A Certificates Earned

35

Program Approval & Accreditation

Accredited/Approved	Status
Accredited	Yes
Approved	Yes

Test Heading	Subtest	Total Test Takers	Passed After 1 Attempt	Passed After 1 Attempts %	Passed After 2 Attempts	Passed After 2 Attempts %	Passed After 3+ Attempts	Passed After 3 Attempts %
Foundations of Reading	Foundations of Reading	*	*	*	*	*	*	*

Nationally Recognized Programs

Program	Concentration	Recognized by
Class A	Music Education	National Association for Schools of Music
Class A	School Counselor	Council for Accreditation of Counseling and Related Educational Programs

of Class A Certificates Earned

35

Program Approval & Accreditation

Accredited/Approved		Status
Accredited		Yes
Approved		Yes

Test Heading	Subtest	Total Test Takers	Passed After 1 Attempt	Passed After 1 Attempts %	Passed After 2 Attempts	Passed After 2 Attempts %	Passed After 3+ Attempts	Passed After 3 Attempts %
Early Childhood Education	Early Childhood Education	*	*	*	*	*	*	*
Elementary Education	Elementary Education	6	6	100%	0	0%	0	0%
English for Speakers of Other Languages	English for Speakers of Other Languages	*	*	*	*	*	*	*
English Language Arts	English Language Arts	7	7	100%	0	0%	0	0%
Mathematics	Mathematics	*	*	*	*	*	*	*
Sciences	Sciences	*	*	*	*	*	*	*
Social Studies	Social Studies	6	6	100%	0	0%	0	0%
Special Education	Special Education	9	9	100%	0	0%	0	0%

Nationally Recognized Programs

Program	Concentration	Recognized by
Class A	Music Education	National Association for Schools of Music
Class A	School Counselor	Council for Accreditation of Counseling and Related Educational Programs

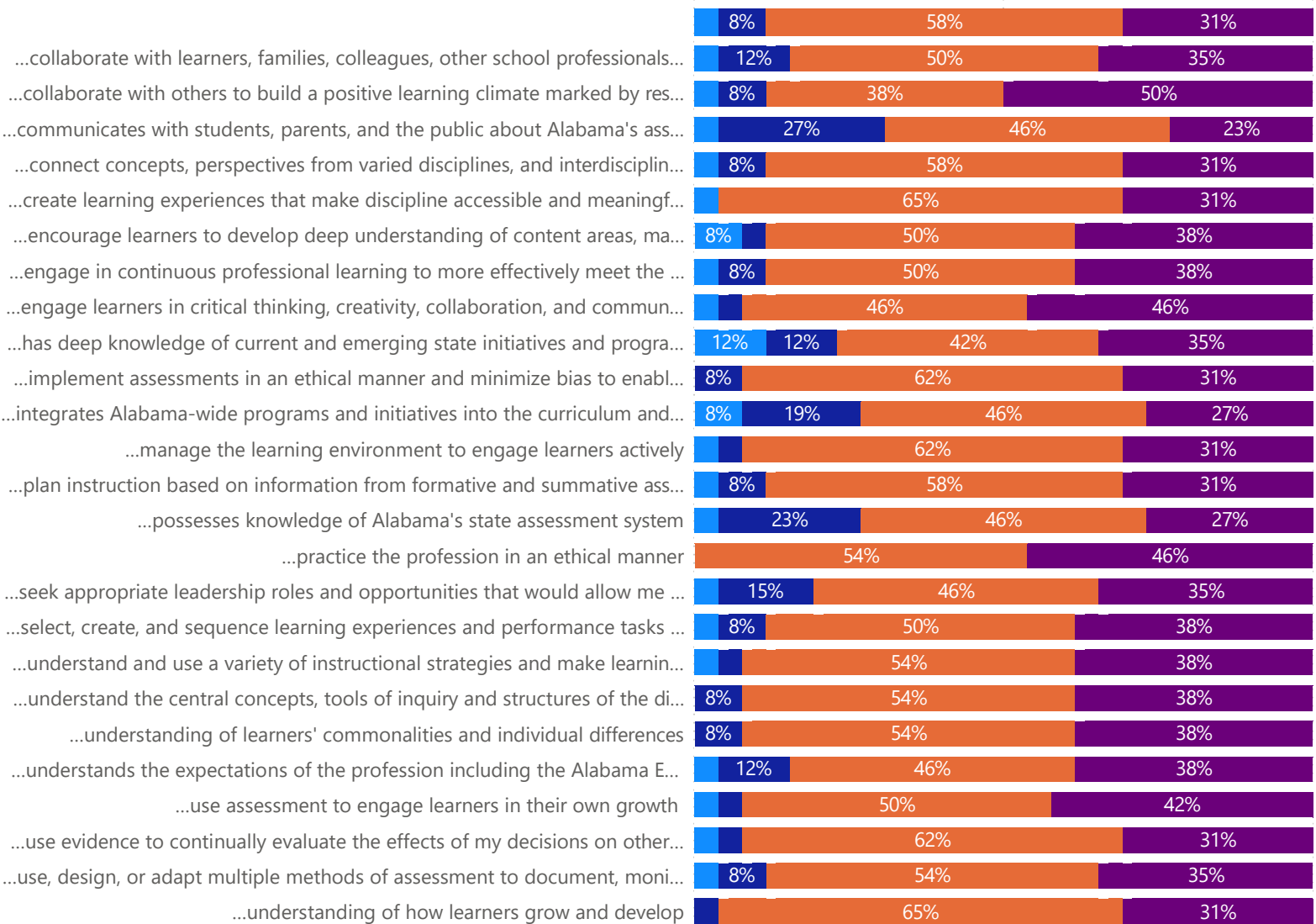
Section III: Survey Results

Response to the First & Second Year Teacher Survey created by the
Alabama Association of Colleges for Teacher Education
University of South Alabama - Teacher Response

Question

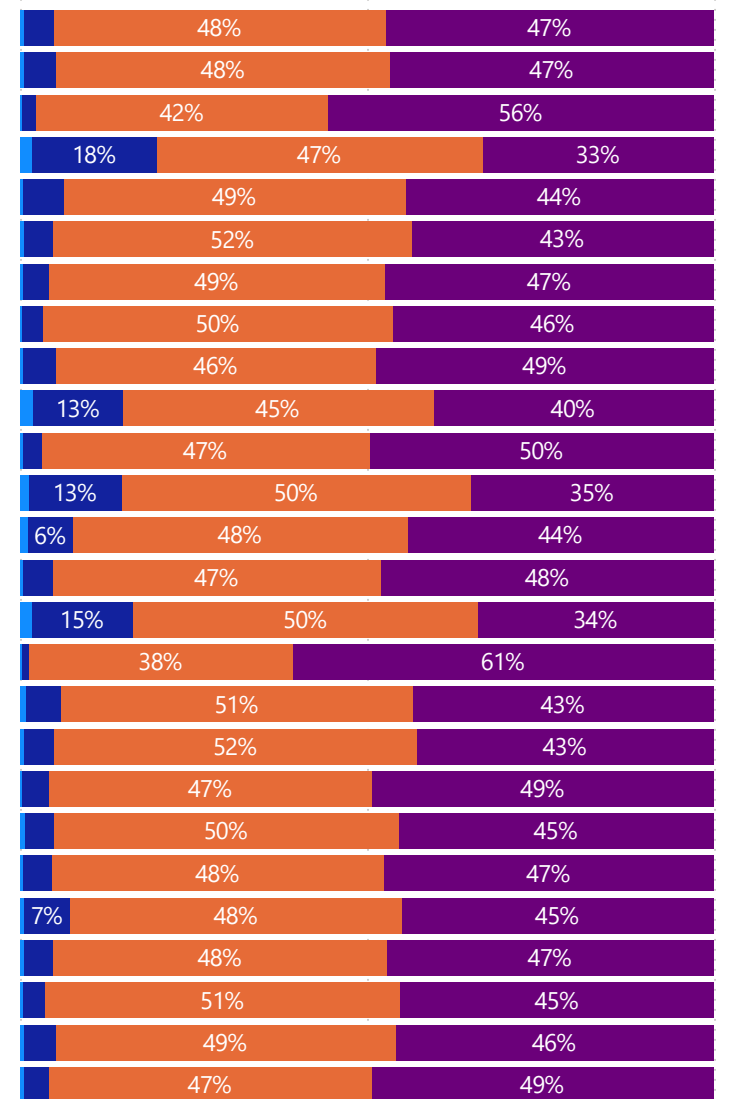
University of South Alabama
26
respondents

Strongly Disagree Disagree Agree Strongly Agree



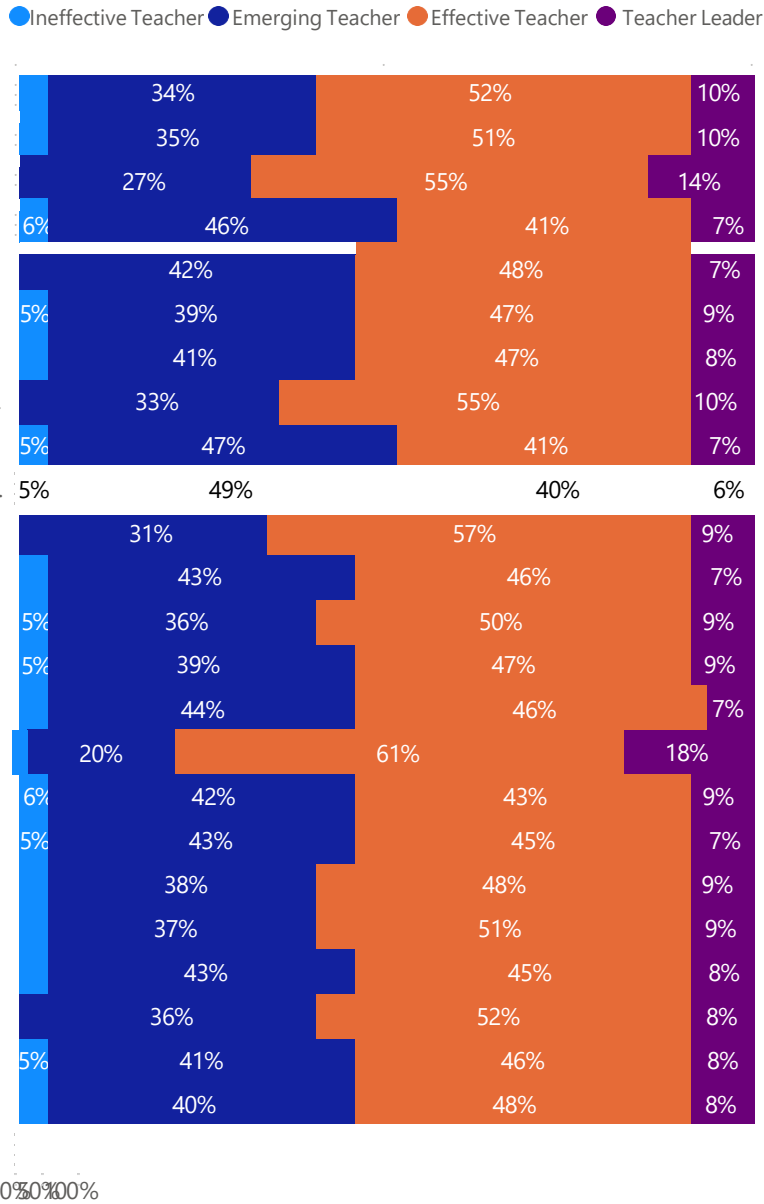
Alabama Statewide
1507
respondents

Strongly Disagree Disagree Agree Strongly Agree



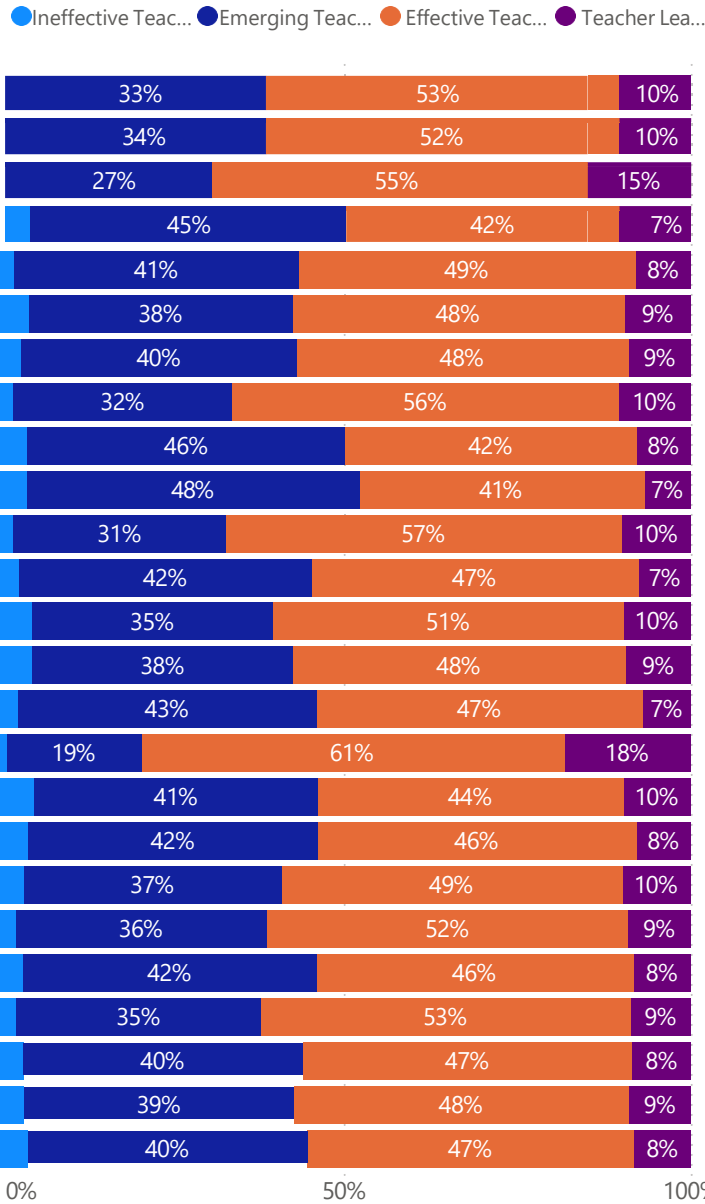
University of South Alabama

16
respondents



Alabama Statewide

804
respondents

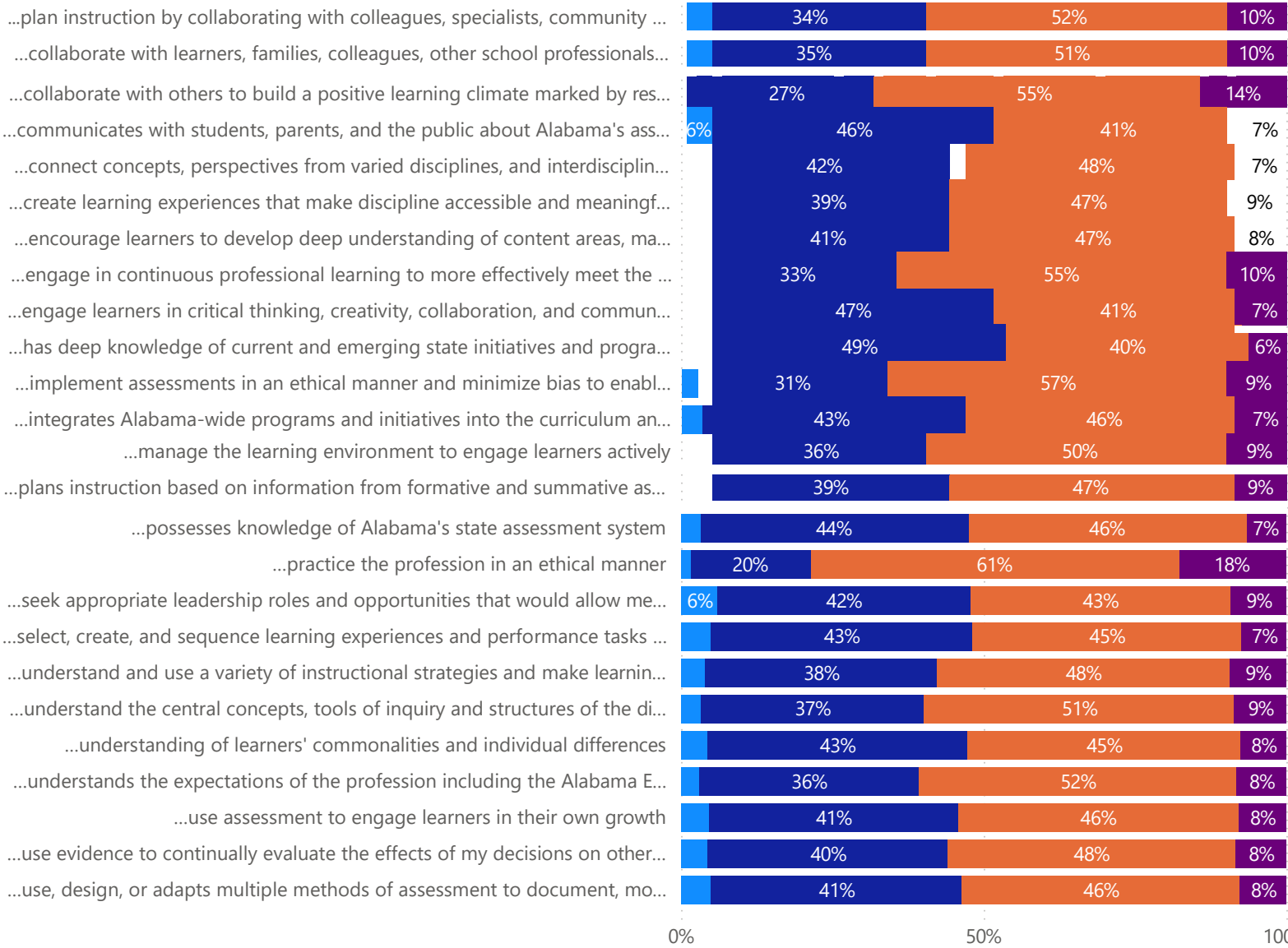


Response to the First & Second Year Teacher Survey created by the
Alabama Association of Colleges for Teacher Education
University of South Alabama - Employer and Teacher Responses

Questions

Employer Response
16 respondents

Ineffective Teacher Emerging Teacher Effective Teacher Teacher Leader



Teacher Response
26 respondents

Strongly Disagree Disagree Agree Strongly Agree

